

**33,343 PATIENTS**  
**61,637 ENCOUNTERS**

**56,871 VISITS**  
**10 HEALTH CENTERS**

## CARE

**78,872** STI TESTS

**17,712** BIRTH CONTROL VISITS

**9,192** HIV TESTS

**4,103** PAP TESTS

**3,970** BREAST EXAMS

**2,351** PRENATAL EXAMS

**1,922** HPV TESTS

**260** HPV VACCINATIONS

**69** GENDER AFFIRMING CARE VISITS

**54** PrEP VISITS

**15** TELEHEALTH VISITS

**135,320** CALLS TO OUR PATIENT  
RELATIONS CENTER

**15,750** ONLINE APPOINTMENTS

## EDUCATION

**9,406** INDIVIDUALS REACHED THROUGH  
**749** EDUCATION PROGRAMS

**4,305** INDIVIDUALS REACHED THROUGH  
**92** COMMUNITY OUTREACH PROGRAMS

**454** HIV TESTS ADMINISTERED THROUGH  
**81** SMARTWHEELS EVENTS

**13** TEENS GRADUATED FROM  
**20** HOUR SEXUAL AND REPRODUCTIVE  
HEALTH TRAINING PROGRAM TO BECOME  
PEER EDUCATORS.

## ADVOCACY

**46,000** ACTIVISTS

**3,780** COMMENTS COLLECTED  
OPPOSING THE GAG RULE

**60** ATTENDEES AT DAY OF ACTION

**3** COLLEGE ACTIVIST PROGRAMS

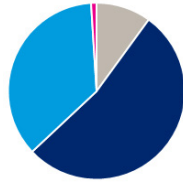
**Planned Parenthood Hudson Peconic's mission is to empower individuals to determine their own sexual health and reproductive futures.**

# PATIENT DEMOGRAPHICS



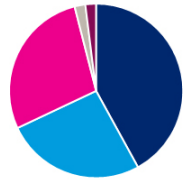
## AGE:

TEENS: 10%  
 20s: 53%  
 30s: 36%  
 40+: 1%



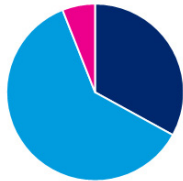
## RACE

WHITE: 42%  
 BLACK: 26%  
 OTHER: 28%  
 DID NOT RESPOND: 2%  
 ASIAN: 2%



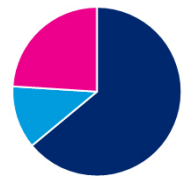
## ETHNICITY:

HISPANIC: 33%  
 NON-HISPANIC: 61%  
 DID NOT REPORT: 6%



## INCOME\*:

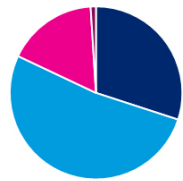
AT OR BELOW 150%: 64%  
 BETWEEN 151 AND 200%: 12%  
 ABOVE 200%: 24%



\* AS A PERCENTAGE OF THE FEDERAL POVERTY LIMIT (\$25,100 FOR FAMILY OF 4)

## INSURANCE TYPE

COMMERCIAL: 30%  
 MEDICAID: 52%  
 SELF PAY: 17%  
 MEDICARE: 1%



# HEALTH SERVICES PROVIDED



44,442 FAMILY PLANNING\*  
 5,202 MEDICATION ABORTIONS  
 2,917 PROCEDURE ABORTIONS  
 2,351 PRENATAL CARE  
 269 CERVICAL CANCER PROCEDURES AND TREATMENT

\*Includes: annual gynecological exams, contraception, sexually transmitted infection testing and treatment, HIV counseling and testing, cancer screenings, pregnancy tests, and other reproductive health issues.

# HEALTH CENTERS



VISITS PROVIDED: 56,871

## WESTCHESTER COUNTY: 26,438

MOUNT VERNON: 5,017  
 NEW ROCHELLE: 7,971  
 WHITE PLAINS: 7,899  
 YONKERS: 5,551

## ROCKLAND COUNTY: 5,654

SPRING VALLEY: 5,654

## SUFFOLK COUNTY: 24,779

HUNTINGTON: 1,915  
 PATCHOGUE: 5,512  
 RIVERHEAD: 3,671  
 SMITHTOWN: 7,326  
 WEST ISLIP: 6,355

**\$4,253,760** raised in support of our health care services, education programs, and advocacy efforts.